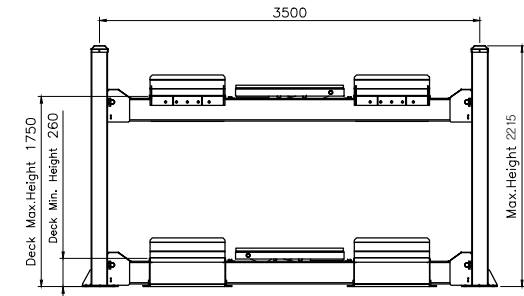
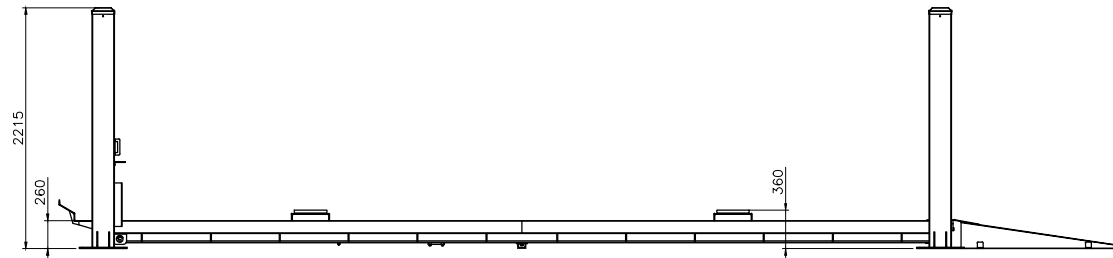
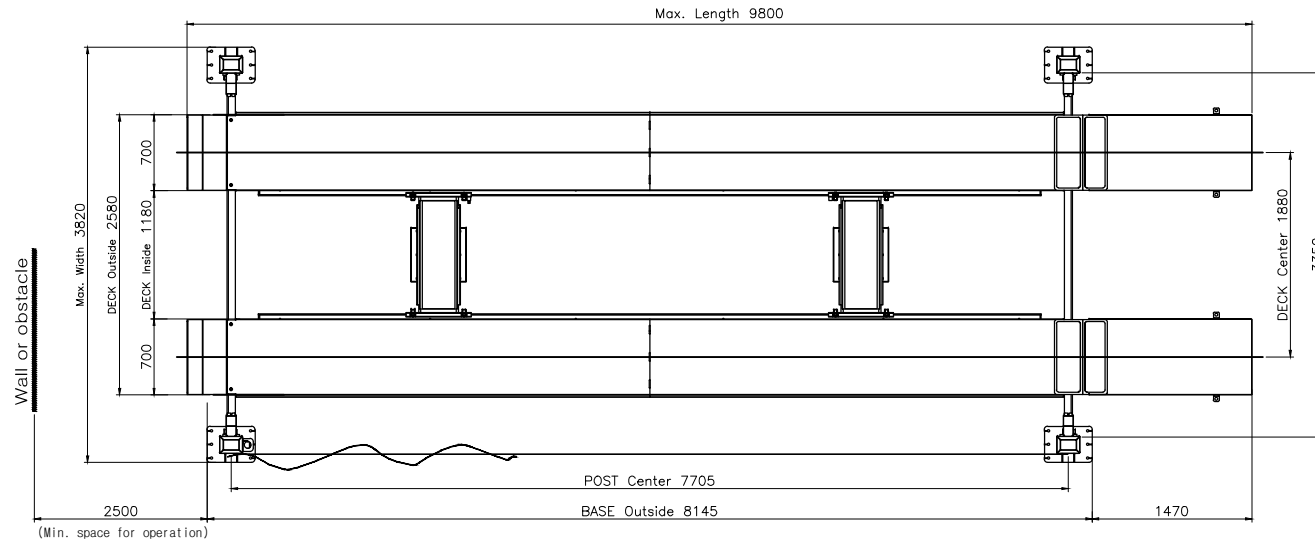


NO	DATE	REVISION & DESCRIPTION	SIGNATURE	
			REVIEWED	CHECKED

MODEL NO.	SL-12000 (JACK TYPE)	
MAX. CAPACITY	MAIN	12,000 Kg
	JACK	6,000 Kg
MAX. LIFTING HEIGHT	MAIN	1,750 mm
	JACK	660 mm
LOWEST HEIGHT	MAIN	260 mm
	JACK	360 mm
SIZE (mm)	3,820Wx2,215Hx9,800L (mm)	
LIFTING TIME	MAIN	45 ~ 65 sec.
	JACK	10 ~ 20 sec.
LOWERING TIME	MAIN	30 ~ 45 sec.
	JACK	35 ~ 50 sec.
POWER & MOTOR	3phase 5HPx5Px380Vx60Hz	
OPERATION METHOD	Control panel / Wired remote control type	



NOTE

1. The installation ground must be horizontal
2. The concrete thickness of ground must be at least 200mm
3. Empty space between ground and lift must be filled with concrete after installation.

NO.	DESCRIPTION	WEIGHT OR SIZE	MATERIAL	Q'TY	REMARK
ANOTHER	APPROVED BY.	Joohyeong Lee.	TITLE.	SL-12000	4-POST JACK TYPE LIFT
	CHECKED BY.	JH. L.			
	DESIGNED BY.	KK. L.			
	DATE.	2015.03.24.			
	SCALE.	1:N			
	DWG NO.	PL-B11-02			

POWERREX KOREA